



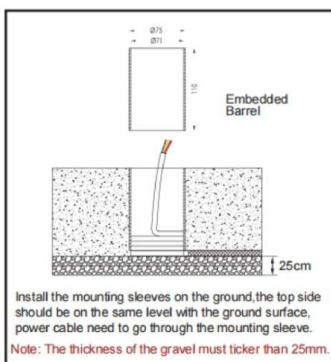
Safety tips before installation

- *Please ask an expert/authorized technician to do the installation.
- *Please cut off the power before installing to prevent electric shock.
- *Please always try to leave some space for the heat sink of the LED light. The light needs to be cooled after use.
- *Do not connect any LED lights without recommended drivers.
- *Your individual product may vary from the design shown below
- *Do not disassemble your product.
- *Any damage caused by any modification or incorrect installation will void the warranty.

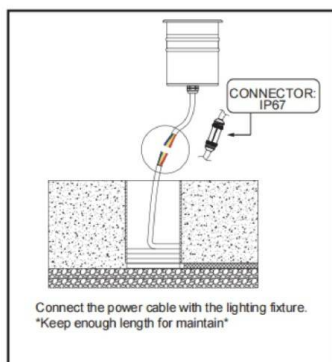


Max
15KN
(1500Kg)

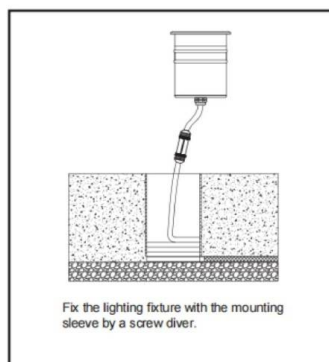
STEP 1



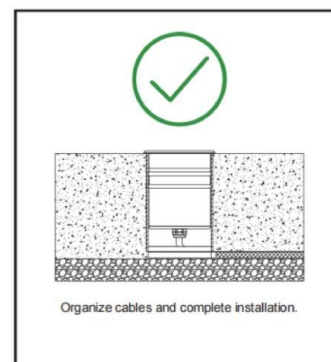
STEP 2



STEP 3



STEP 4



CONNECTION DIAGRAM

